
DIGITAL TRENDS



The travel industry has seen astronomical shifts in digital trends this year. While the landscape is continuously changing, Avvio have published our findings from Q3 to help you benchmark performance in the new normal.

2020

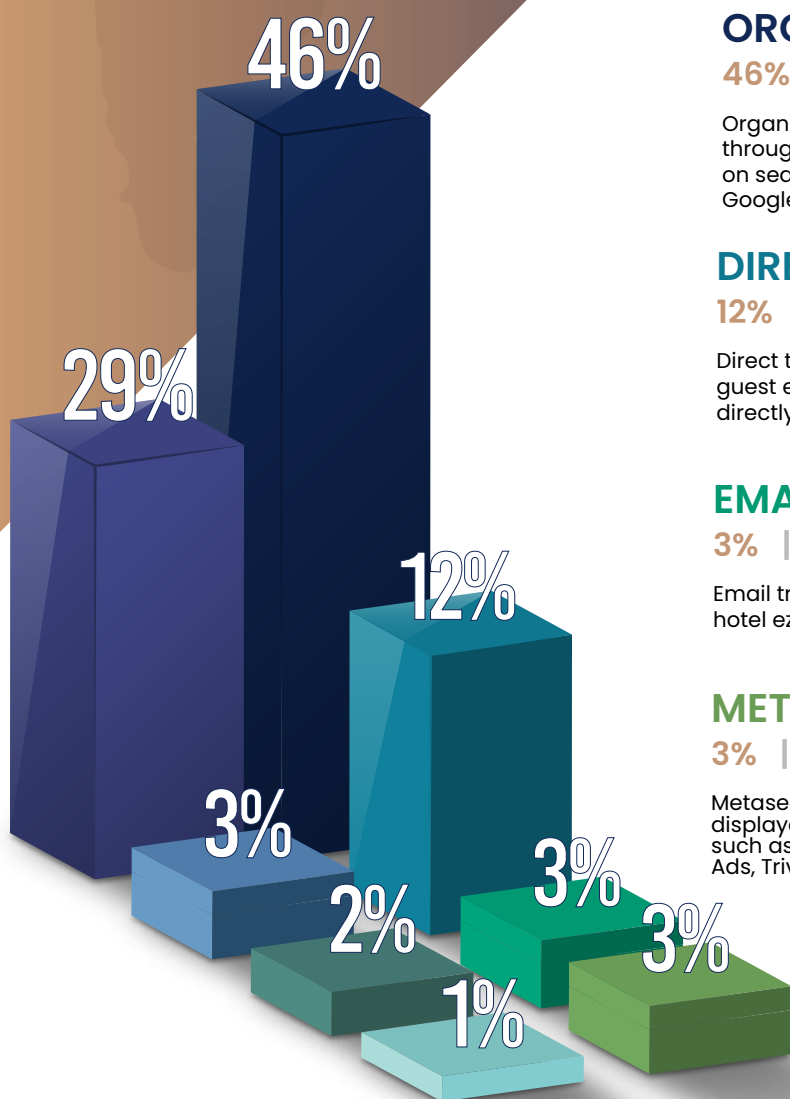


PART ONE:

HOW DO GUESTS CHOOSE THEIR TRAVEL DESTINATION?



WHAT DIGITAL CHANNELS DELIVER FOR YOUR HOTEL?



REVENUE %

SESSIONS %

ORGANIC

46% | 43%

Organic traffic is driven through free website listings on search engines, such as Google, Bing, Yahoo & Firefox.

PAID SEARCH

29% | 23%

Paid Search comprises of pay per click adverts running across Google & Microsoft Ads.

DIRECT

12% | 17%

Direct traffic is when a potential guest enters the hotel URL directly into their search bar.

REFERRAL

3% | 4%

Referral traffic is when website user clicks a link on another site to access your website.

EMAIL

3% | 1%

Email traffic is the result of hotel ezine campaigns.

OTHER

2% | 2%

'Other' traffic is everything Google Analytics can't neatly categorize into another channel.

METASEARCH

3% | 2%

Metasearch is the live pricing displayed across channels such as Google Hotel Price Ads, Trivago & TripAdvisor.

SOCIAL

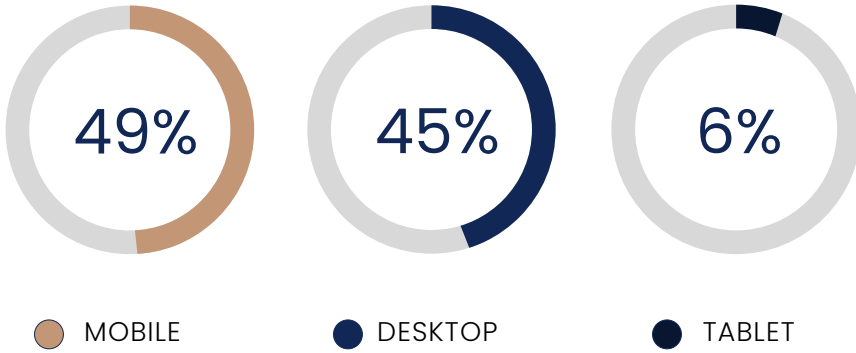
1% | 6%

Social traffic is driven from all social media sites, such as Facebook & Instagram.

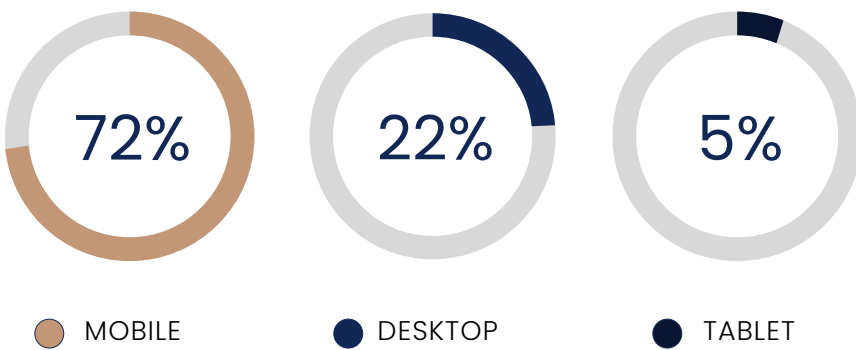
WHAT DEVICES DELIVER HOTEL WEBSITE TRAFFIC?



REVENUE %




SESSIONS %



"The increase in domestic tourism has delivered a remarkable 48% rise in mobile traffic, & 96% rise in mobile revenue"

WHAT GEOGRAPHICAL MARKETS ARE DELIVERING





PART TWO: HOW GUESTS INTERACT WITH TRAVEL SITES

How many days it takes a guest to book?

On average it takes 6.84 days to book.

How many moments to booking - e.g. how many times they visit your site.

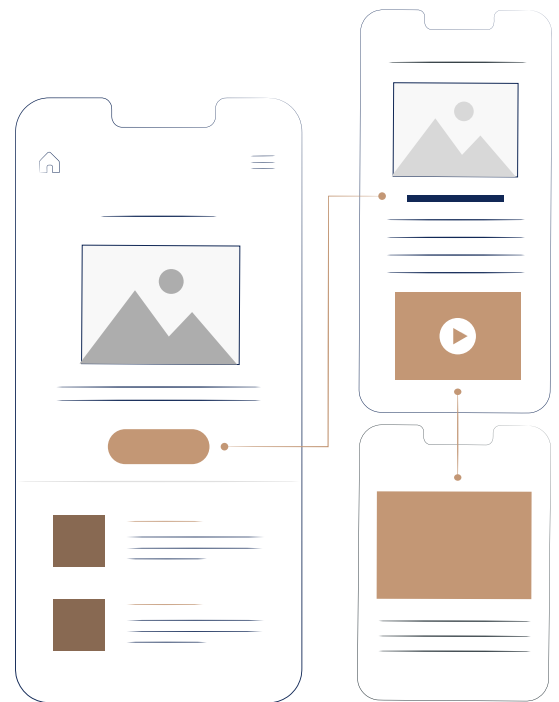
It takes 11 moments.

How far out are they booking? Lead times.

27 days

How far out are they modifying their booking pre stay?

14 days



PART THREE: WHAT GUESTS ARE INTERESTED IN BOOKING

How much are they spending?
Average Booking Value and Average
Daily Rate

€360.15 ABV and €202.81 ADR

How long do they want to stay?
Length of stay.

1.78 Nights

PART FOUR: WHERE YOU NEED TO RETAIN YOUR GUESTS

What is the Average Guest Conversion Rate?

24.05%

When do guests cancel? Lead time of cancellations.

20.5 days

What % of guests cancel?

29% of guests cancel

What type of guests cancel?

- No Reason Given
- Personal Reasons / Trip Cancelled
- COVID 19
- Change of dates or destination
- Change in the number or needs for travellers
- Other bookings for the same dates

